






ESLINGAS DE FIBRA SINTÉTICAS PARA ELEVACIÓN DE CARGA



CAPACIDADES DE CARGA								
COLOR DE FUNDA	CÓDIGO	DIÁMETRO APROXIMADO	PESO APROXIMADO	VERTICAL	ENLAZADA	EN "U"	EN "U" A 60°	EN "U" A 45°
								
		PULGADAS	LBS/PIE	KG	KG	KG	KG	KG
VIOLETA	VR1	0.60	0.20	1,179	943	2,359	2,041	1,633
VERDE	VR2	0.80	0.32	2,404	1,923	4,808	4,126	3,357
AMARILLO	VR3	1.00	0.44	3,810	3,048	7,620	6,577	5,352
BEIGE	VR4	1.20	0.50	4,808	3,856	9,616	8,301	6,804
ROJO	VR5	1.30	0.70	5,987	4,790	11,975	10,342	8,437
NARANJA	VR6	1.40	0.80	7,212	5,770	14,424	12,474	10,206
AZUL	VR7	1.55	1.05	9,616	7,711	19,232	16,647	13,562
NARANJA	VR8	1.75	1.25	11,340	9,072	22,680	19,641	16,012
NARANJA	VR9	1.95	1.75	14,061	11,249	28,123	24,358	19,867
NARANJA	VR10	2.35	2.60	18,144	14,515	36,287	31,389	25,628
NARANJA	VR11	3.15	2.85	23,995	19,196	47,990	41,549	33,929
NARANJA	VR12	3.95	4.30	29,982	23,985	59,965	51,891	42,365
NARANJA	VR13	4.80	5.45	40,823	32,659	81,647	70,670	57,697

NUNCA EXCEDA LAS CAPACIDADES DE CARGA


ESLINGAS OJO - OJO



ESLINGA ANCHO	CODIGO	ANCHO OJO	LARGO OJO	CAPACIDAD DE CARGA (KGS)		
				VERTICAL	ENLAZADA	EN U
1"	EE1-91	1"	9"	726	581	1,452
1"	EE2-91	1"	9"	1,452	1,162	2,904
1"	EE3-91	1"	12"	2,132	1,706	4,265
1"	EE4-91	1"	12"	2,813	2,250	5,626
2"	EE1-92	2"	9"	1,452	1,162	2,904
2"	EE2-92	2"	9"	2,904	2,323	5,808
2"	EE3-92	2"	12"	3,993	3,194	7,985
2"	EE4-92	2"	12"	4,991	3,993	9,982
3"	EE1-93	1.5"	9"	2,178	1,742	4,356
3"	EE2-93	1.5"	12"	3,993	3,194	7,985
3"	EE3-93	1.5"	18"	5,989	4,791	11,978
3"	EE4-93	1.5"	18"	7,260	5,808	14,519
4"	EE1-94	2"	12"	2,904	2,323	5,808
4"	EE2-94	2"	12"	5,084	4,065	10,163
4"	EE3-94	2"	18"	6,860	5,844	13,720
4"	EE4-94	2"	18"	8,984	7,184	17,967
6"	EE1-96	2"	14"	4,356	3,485	8,711
6"	EE2-96	2"	14"	7,486	5,989	14,973
6"	EE3-96	3"	24"	10,436	8,348	20,871
6"	EE4-96	3"	20"	13,521	10,817	27,042
8"	EE1-98	3"	18"	5,808	4,646	11,615
8"	EE2-98	3"	18"	9,982	7,985	19,964
8"	EE4-98	4"	24"	17,695	14,156	35,390
10"	EE1-910	4"	22"	7,260	5,808	14,519
10"	EE2-910	4"	22"	10,889	8,711	21,779
10"	EE4-910	5"	28"	21,779	17,423	43,557
12"	EE1-912	5"	26"	8,711	6,969	17,423
12"	EE2-912	5"	26"	12,976	10,381	25,953
12"	EE4-912	6"	32"	25,953	20,762	51,906

NUNCA EXCEDA LAS CAPACIDADES DER CARGA

ESLINGAS PLANAS SIN FIN



ANCHO FIBRA	CÓDIGO	EXTREMO REDUCIDO		CAPACIDAD DE CARGA (KGS)		
		ANCHO	LARGO	VERTICAL	ENLAZADA	EN "U"
1"	EN1-91	-	-	1,451	1,161	2,903
1"	EN2-91	-	-	2,903	2,322	5,806
1"	EN3-91	-	-	3,992	3,193	7,983
2"	EN1-92	1"	12"	2,903	2,322	5,806
2"	EN2-92	1"	12"	5,625	4,500	11,249
2"	EN3-92	-	-	7,484	5,987	14,969
3"	EN1-93	1.5"	12"	4,082	3,266	8,165
3"	EN2-93	1.5"	12"	7,711	6,169	15,422
3"	EN3-93	-	-	11,204	8,963	22,407
4"	EN1-94	1.5"	15"	5,443	4,354	10,886
4"	EN2-94	2"	15"	9,979	7,983	19,958
4"	EN3-94	-	-	14,515	11,612	29,030
6"	EN1-96	2"	24"	7,983	6,387	15,966
6"	EN2-96	3"	24"	14,742	11,793	29,483
6"	EN3-96	-	-	20,775	16,620	41,549
8"	EN1-98	3"	24"	9,979	7,983	19,958
8"	EN2-98	4"	24"	18,144	14,515	36,287
10"	EN1-910	4"	24"	11,567	9,253	23,133
10"	EN2-910	5"	24"	21,319	17,055	42,638
12"	EN1-912	5"	28"	12,791	10,233	25,583
12"	EN2-912	6"	28"	22,680	18,144	45,359

NUNCA EXCEDA LAS CAPACIDADES DER CARGA